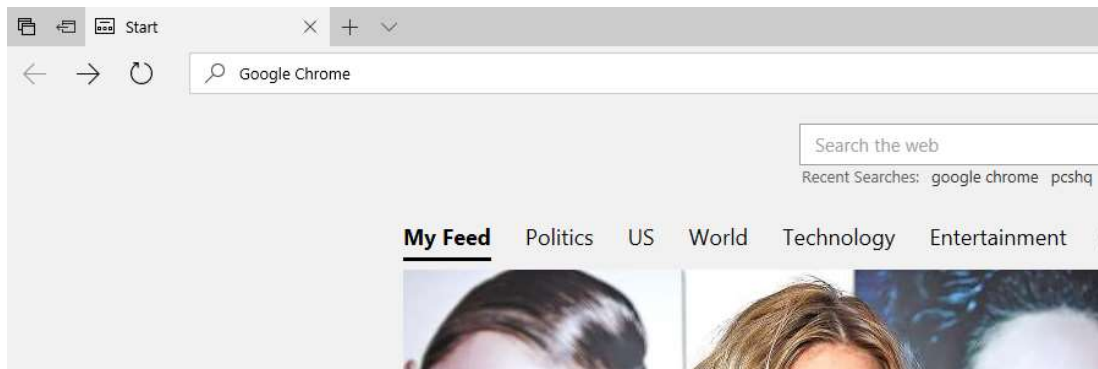
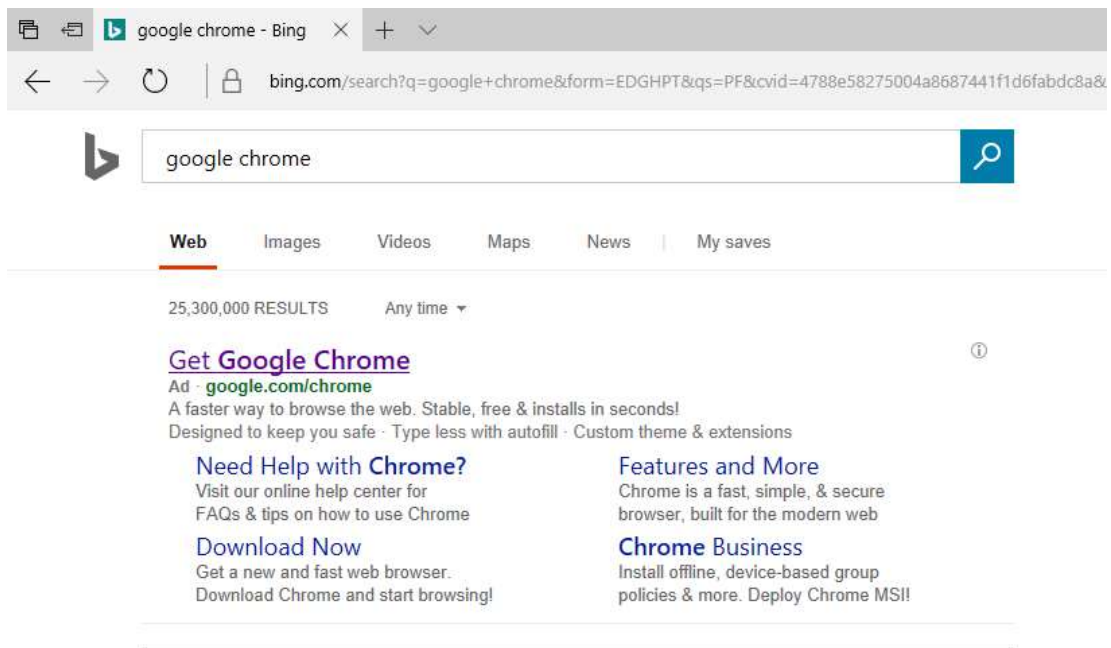


How to Download Google Chrome:

1. Open an internet browser on your computer *****FOR THIS EXAMPLE I WILL BE USING MICROSOFT EDGE*****
2. In the URL bar, type “Google Chrome” and hit enter to look up the results:



3. Click the link that reads “Get Google Chrome”, the first link in this example:



Continues on the following page...

4. On the next page, click the link in the center of the page that reads “Download Chrome”:



DOWNLOAD ▾


SET UP ▾

CHROMEBOOKS ▾

CHROMECAST ▾

Get a fast, free web browser

One browser for your computer, phone and tablet



Download Chrome

For Windows 10/8.1/8/7 64-bit

[Download Chrome for another platform](#)

